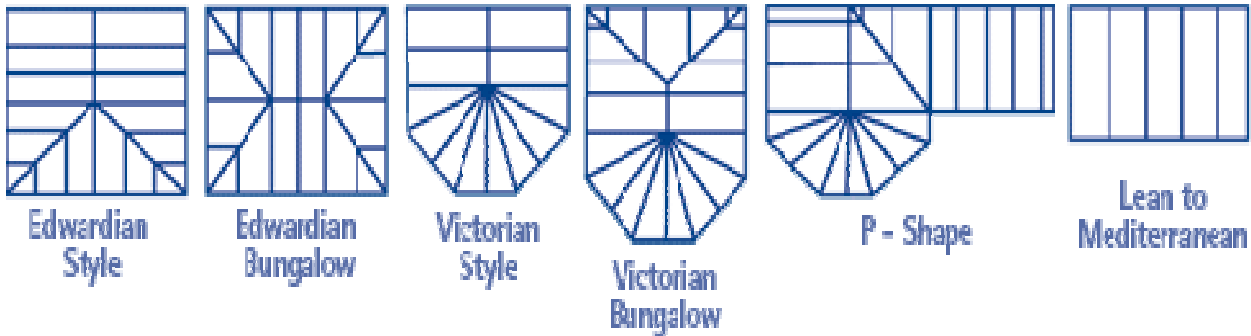


How we calculate a quote for your conservatory - we simply require

- The style of your conservatory
- The floor size of the conservatory
- The channel width
- The channel height

1. STYLE- Identify your conservatory design?

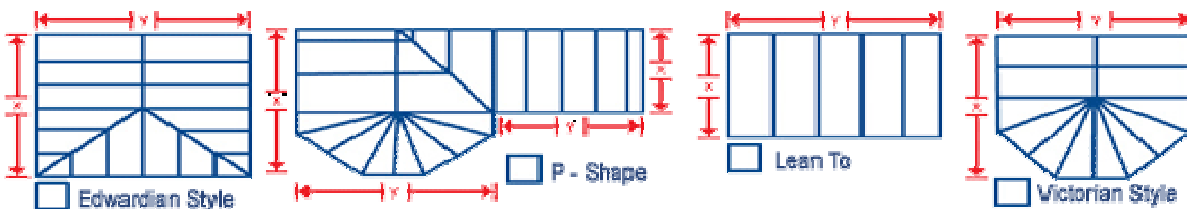


If your conservatory style is not displayed, call us on **01908 503 482** for our assistance. Alternatively send us a photo/ sketch & brief description by email or post and on receipt we will contact you to discuss. Send to info@meritblinds.co.uk

Measuring your conservatory

2. We need to know the **EXTERIOR SIZE** of your conservatory (At floor level).

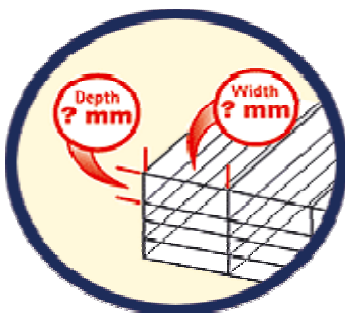
1. Dimension X - As indicated - (Depth 'usually from the house wall to the front of the conservatory')
2. Dimension Y - As indicated - (Width 'the extreme frontage width of the conservatory')



N.B - If you have a P-Shape conservatory, please treat as 2 separate areas as displayed.

1. Victorian - X & Y Dimensions
2. Lean to - X & Y Dimensions

3. Most importantly we require the **Channel Width/ Depth** of your polycarbonate roof panels to produce an accurate quotation & supply you with the correct width of Solar Insert.



The **Channel Width/ Chanel Depth** can be measured;

From the gutter edge, remove one of the 'endcaps' and measure the '**top channel width and depth**' if possible.

N.B - If you are taking details from your conservatory plans, please note this will be the thickness of the polycarbonate sheet and not the channel width.

Polycarbonate styles

